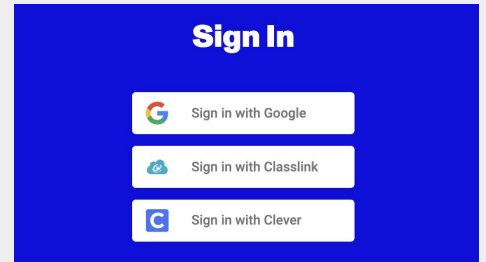


How to Navigate the Paper Platform

1

Students can access Paper at app.paper.co and login with their school credentials



2

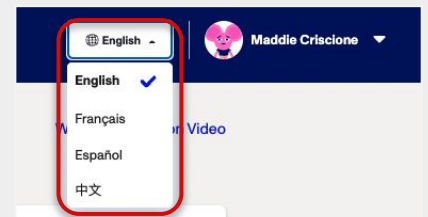
The first time students login, they will:

- ★ Sign the student code of conduct
- ★ Setup their learner profile by answering a few questions



3

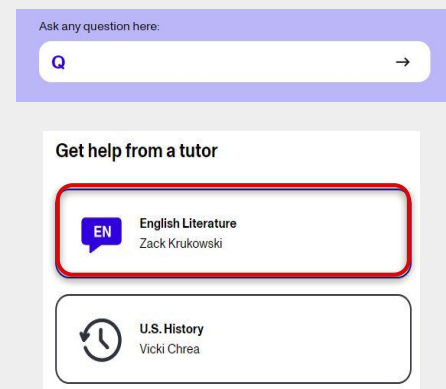
Students can set their **language preference** in the top right of their screen



4

Students can start a Live Chat session with a tutor by selecting a **subject tile**, or by entering their question in the **question matcher** at the top

TIP: Students can also start a chat by clicking the “P” Chrome extension button



5

Students submit written work for feedback by clicking “**Get writing reviewed**” on the left-hand menu or clicking the **Review Center** icon

